















Teams JWAG

Result

Print: 2026-3-21 04:53 PM

Rank	Team	Nation	VT	UB	BB	FX	Total
1.	PR of China	CHN 	37.865	39.099	39.065	37.799	153.828
2.	Japan	JPN 	38.933	37.499	37.066	37.198	150.696
3.	Canada	CAN 	38.599	36.399	37.199	38.032	150.229
4.	Germany	GER 	38.033	36.066	37.633	36.166	147.898
5.	France	FRA 	38.066	35.632	37.799	35.633	147.130
6.	Australia	AUS 	38.265	33.433	37.499	37.032	146.229
7.	Kazakhstan	KAZ 	37.033	33.266	34.932	35.199	140.430
8.	Austria	AUT 	36.133	32.400	31.899	35.199	135.631
9.	Türkiye	TUR 	37.100	31.465	29.599	34.566	132.730
10.	Ukraine	UKR 	36.032	33.399	31.532	31.732	132.695
11.	Georgia	GEO 	36.032	30.932	27.832	33.165	127.961
12.	Poland	POL 	34.932	22.165	29.166	31.133	117.396



Team Challenge JWAG

Result
Vault

Print: 2026-3-21 04:49 PM

Rank	Bib	Year	Name	D	E-Total	Pen	Bonus	Total	Nation
1.	113	2011	Nikita THĎODAT					12.916	CAN 
			1st Vault	4.2	8.900			13.100	
			2nd Vault	3.6	9.133			12.733	
2.	134	2012	Hikari IWASE					12.883	JPN 
			1st Vault	4.4	8.800			13.200	
			2nd Vault	4.0	8.566			12.566	
3.	136	2011	Ayaka SHIBAYA					12.799	JPN 
			1st Vault	5.4	7.633	-0.3		12.733	
			2nd Vault	4.4	8.566	-0.1		12.866	
4.	132	2011	Luna ZIMMERMANN					12.783	GER 
			1st Vault	4.2	9.000	-0.3		12.900	
			2nd Vault	3.6	9.066			12.666	
5.	111	2011	Taya MACEY					12.749	CAN 
			1st Vault	4.2	8.866			13.066	
			2nd Vault	3.6	8.833			12.433	
6.	102	2011	Madelyn FAZIO					12.733	AUS 
			1st Vault	4.2	8.766			12.966	
			2nd Vault	3.6	8.900			12.500	
7.	114	2012	Xinyu HE					12.733	CHN 
			1st Vault	4.4	8.466	-0.1		12.766	
			2nd Vault	4.0	8.700			12.700	
8.	123	2011	Camille REEB					12.716	FRA 
			1st Vault	4.2	8.800			13.000	
			2nd Vault	3.6	8.833			12.433	
9.	103	2011	Olivia MEANEY					12.583	AUS 
			1st Vault	4.2	8.833	-0.3		12.733	
			2nd Vault	3.6	8.833			12.433	
10.	144	2011	Yasam Sugra AKAN					12.516	TUR 
			1st Vault	3.8	8.800			12.600	
			2nd Vault	3.6	8.833			12.433	
11.	137	2012	Yekaterina LEBED					12.466	KAZ 
			1st Vault	3.6	8.800			12.400	
			2nd Vault	3.8	8.800			12.533	



Team Challenge JWAG

Result
Vault

Print: 2026-3-21 04:49 PM

Rank	Bib	Year	Name	D	E-Total	Pen	Bonus	Total	Nation
12.	138	2012	Ulyana PUKHOVA					12.450	KAZ 
			1st Vault	3.6	8.600			12.200	
			2nd Vault	4.2	8.600	-0.1		12.700	
13.	107	2012	Larissa SZANWALD					12.416	AUT 
			1st Vault	3.6	8.800			12.400	
			2nd Vault	3.8	8.633			12.433	
14.	139	2012	Ilana RAZDYKOVA					12.366	KAZ 
			1st Vault	3.6	8.833			12.433	
			2nd Vault	3.4	8.833			12.300	
15.	147	2011	Duru Lal YILMAZ					12.366	TUR 
			1st Vault	4.4	8.300	-0.3		12.400	
			2nd Vault	3.8	8.533			12.333	
16.	119	2011	Jordane BAYER					12.116	FRA 
			1st Vault	4.2	8.300	-0.1		12.400	
			2nd Vault	3.2	8.633			11.833	
17.	146	2012	Danefa Guney					12.083	TUR 
			1st Vault	3.6	8.500			12.100	
			2nd Vault	3.4	8.666			12.066	
18.	106	2012	Amalia SCHWAIGER					11.850	AUT 
			1st Vault	3.2	8.600			11.800	
			2nd Vault	3.4	8.600	-0.1		11.900	
19.	140	2012	Yeva TATSIYEVA					11.633	KAZ 
			1st Vault	3.6	7.700			11.300	
			2nd Vault	3.8	8.166			11.966	
20.	135	2011	Kanon NAKASHIMA					13.000	JPN 
			1st Vault	4.2	8.800			13.000	
21.	118	2012	Shuchang ZHANG					12.933	CHN 
			1st Vault	4.4	8.533			12.933	
22.	128	2011	Lucia BRACKA					12.800	GER 
			1st Vault	3.8	9.000			12.800	
23.	120	2011	Ainhoa GATUINGT-FABRE					12.666	FRA 
			1st Vault	3.6	9.066			12.666	



Team Challenge JWAG

Result
Vault

Print: 2026-3-21 04:49 PM

Rank	Bib	Year	Name	D	E-Total	Pen	Bonus	Total	Nation
24.	101	2011	Shaydon ATKINSON					12.566	AUS 
			1st Vault	3.6	8.966			12.566	
25.	112	2011	Maryam SABER					12.433	CAN 
			1st Vault	3.6	8.833			12.433	
26.	110	2012	Mackenzie GRANT					12.366	CAN 
			1st Vault	3.6	8.766			12.366	
27.	131	2012	Elizaveta KHARITONOVA					12.333	GER 
			1st Vault	3.6	8.733			12.333	
28.	122	2012	Manon MILAN					12.300	FRA 
			1st Vault	3.6	8.700			12.300	
29.	148	2012	Polina NAHORNA					12.266	UKR 
			1st Vault	3.6	8.666			12.266	
30.	126	2012	Ketevan KARIAULI					12.233	GEO 
			1st Vault	3.8	8.533	-0.1		12.233	
31.	116	2011	Yina XIANG					12.166	CHN 
			1st Vault	3.4	8.766			12.166	
32.	142	2011	Nina RZUCZKOWSKA					12.133	POL 
			1st Vault	3.4	8.733			12.133	
33.	117	2012	Xinyi YANG					12.033	CHN 
			1st Vault	3.4	8.633			12.033	
34.	130	2012	Mia FRICK					12.000	GER 
			1st Vault	3.4	8.600			12.000	
34.	133	2011	Minori HIRANO					12.000	JPN 
			1st Vault	3.4	8.600			12.000	
36.	104	2011	Jana Dina BECK					11.933	AUT 
			1st Vault	3.4	8.533			11.933	
37.	125	2011	Maria JVANIA					11.933	GEO 
			1st Vault	3.6	8.433	-0.1		11.933	
38.	150	2012	Alona VOLYNETS					11.900	UKR 
			1st Vault	3.2	8.700			11.900	



Team Challenge JWAG

Result

Vault

Print: 2026-3-21 04:49 PM

Rank	Bib	Year	Name	D	E-Total	Pen	Bonus	Total	Nation
39.	149	2011	Yana PROTSENKO					11.866	UKR 
			1st Vault	3.2	8.666			11.866	
40.	124	2011	Lizi GVALIA					11.866	GEO 
			1st Vault	3.4	8.466			11.866	
41.	100	2011	Zara ANDREWS					11.833	AUS 
			1st Vault	3.2	8.633			11.833	
42.	143	2012	Zuzanna SPIEWAK					11.733	POL 
			1st Vault	3.4	8.433	-0.1		11.733	
43.	127	2011	Mariami PATARIDZE					11.633	GEO 
			1st Vault	3.4	8.233			11.633	
44.	105	2011	Helene RICHTER					11.500	AUT 
			1st Vault	3.2	8.400	-0.1		11.500	
45.	145	2011	Derin CIPA					11.466	TUR 
			1st Vault	3.4	8.366	-0.3		11.466	
46.	141	2012	Hanna KOLENDA					11.066	POL 
			1st Vault	3.0	8.066			11.066	



Team Challenge JWAG

Result

Uneven Bars

Print: 2026-3-21 04:46 PM

Rank	Bib	Year	Name	D	E-Total	Pen	Bonus	Total	Nation
1.	135	2011	Kanon NAKASHIMA	5.7	7.933			13.633	JPN 
2.	116	2011	Yina XIANG	4.5	8.600			13.100	CHN 
3.	118	2012	Shuchang ZHANG	4.6	8.433			13.033	CHN 
4.	114	2012	Xinyu HE	4.7	8.266			12.966	CHN 
5.	115	2012	Junnuo HE	4.9	7.933			12.833	CHN 
6.	150	2012	Alona VOLYNETS	5.0	7.800			12.800	UKR 
7.	112	2011	Maryam SABER	4.8	7.933			12.733	CAN 
8.	131	2012	Elizaveta KHARITONOVA	4.6	7.800			12.400	GER 
9.	113	2011	Nikita THĔODAT	4.3	7.866			12.166	CAN 
10.	120	2011	Ainhoa GATUINGT-FABRE	4.1	8.000			12.100	FRA 
11.	100	2011	Zara ANDREWS	4.1	7.933			12.033	AUS 
12.	130	2012	Mia FRICK	4.3	7.733			12.033	GER 
13.	134	2012	Hikari IWASE	4.1	7.833			11.933	JPN 
14.	136	2011	Ayaka SHIBAYA	4.6	7.333			11.933	JPN 
15.	105	2011	Helene RICHTER	4.0	7.900			11.900	AUT 
16.	122	2012	Manon MILAN	3.5	8.366			11.866	FRA 
17.	140	2012	Yeva TATSIYEVA	4.0	7.800			11.800	KAZ 
18.	121	2011	Perrine JAOUEN	4.4	7.266			11.666	FRA 
19.	133	2011	Minori HIRANO	4.3	7.333			11.633	JPN 
20.	129	2012	Maha FENIUK	4.4	7.233			11.633	GER 
21.	124	2011	Lizi GVALIA	4.5	7.133			11.633	GEO 
22.	111	2011	Taya MACEY	4.4	7.100			11.500	CAN 
23.	110	2012	Mackenzie GRANT	4.5	6.966			11.466	CAN 
24.	139	2012	Ilana RAZDYKOVA	4.1	7.300			11.400	KAZ 
25.	119	2011	Jordane BAYER	2.8	8.366			11.166	FRA 
26.	151	2010	Ela Sirin	3.6	7.433			11.033	TUR 
27.	148	2012	Polina NAHORNA	4.8	6.233			11.033	UKR 




Team Challenge JWAG

Result

Uneven Bars

Print: 2026-3-21 04:46 PM

Rank	Bib	Year	Name	D	E-Total	Pen	Bonus	Total	Nation
28.	103	2011	Olivia MEANEY	4.2	6.800			11.000	AUS 
29.	132	2011	Luna ZIMMERMANN	4.3	6.466			10.766	GER 
30.	146	2012	Danefa Guney	4.4	6.266			10.666	TUR 
31.	108	2011	Lea WALLI	3.3	7.300			10.600	AUT 
32.	102	2011	Madelyn FAZIO	3.0	7.400			10.400	AUS 
33.	127	2011	Mariami PATARIDZE	2.6	7.733			10.333	GEO 
34.	137	2012	Yekaterina LEBED	3.6	6.466			10.066	KAZ 
35.	106	2012	Amalia SCHWAIGER	2.7	7.200			9.900	AUT 
36.	144	2011	Yasam Sugra AKAN	3.8	5.966			9.766	TUR 
37.	101	2011	Shaydon ATKINSON	1.4	8.300			9.700	AUS 
38.	149	2011	Yana PROTSENKO	4.5	5.066			9.566	UKR 
39.	107	2012	Larissa SZANWALD	1.9	7.633			9.533	AUT 
40.	142	2011	Nina RZUCZKOWSKA	1.8	7.666			9.466	POL 
41.	138	2012	Ulyana PUKHOVA	3.2	6.233			9.433	KAZ 
42.	145	2011	Derin CIPA	2.8	6.366			9.166	TUR 
43.	125	2011	Maria JVANIA	1.3	7.966	-0.3		8.966	GEO 
44.	141	2012	Hanna KOLENDA	2.5	6.033			8.533	POL 
45.	126	2012	Ketevan KARIAULI	2.1	6.100	-0.3		7.900	GEO 
46.	143	2012	Zuzanna SPIEWAK	0.6	7.566	-4.0		4.166	POL 



Team Challenge JWAG

Result

Balance Beam

Print: 2026-3-21 04:47 PM

Rank	Bib	Year	Name	D	E-Total	Pen	Bonus	Total	Nation
1.	114	2012	Xinyu HE	5.2	8.166			13.366	CHN 
2.	135	2011	Kanon NAKASHIMA	5.4	7.933			13.333	JPN 
3.	117	2012	Xinyi YANG	6.0	6.933			12.933	CHN 
4.	129	2012	Maha FENIUK	4.6	8.300			12.900	GER 
5.	133	2011	Minori HIRANO	5.1	7.800			12.900	JPN 
6.	118	2012	Shuchang ZHANG	4.9	7.966	-0.1		12.766	CHN 
7.	102	2011	Madelyn FAZIO	5.0	7.866	-0.1		12.766	AUS 
8.	122	2012	Manon MILAN	4.8	7.900			12.700	FRA 
9.	119	2011	Jordane BAYER	4.8	7.833			12.633	FRA 
10.	103	2011	Olivia MEANEY	4.7	7.900			12.600	AUS 
11.	121	2011	Perrine JAOUEN	4.6	7.866			12.466	FRA 
12.	130	2012	Mia FRICK	4.3	8.133			12.433	GER 
13.	111	2011	Taya MACEY	4.4	8.033			12.433	CAN 
14.	149	2011	Yana PROTSENKO	4.9	7.533			12.433	UKR 
14.	112	2011	Maryam SABER	4.9	7.533			12.433	CAN 
16.	113	2011	Nikita THŌODAT	4.4	7.933			12.333	CAN 
17.	131	2012	Elizaveta KHARITONOVA	4.4	7.900			12.300	GER 
18.	132	2011	Luna ZIMMERMANN	4.6	7.566			12.166	GER 
19.	100	2011	Zara ANDREWS	4.1	8.033			12.133	AUS 
20.	115	2012	Junnuo HE	5.0	7.133			12.133	CHN 
21.	140	2012	Yeva TATSIYEVA	4.6	7.333			11.933	KAZ 
22.	109	2011	Marion DESJARDINS	4.2	7.566			11.766	CAN 
23.	139	2012	Ilana RAZDYKOVA	5.0	6.866	-0.1		11.766	KAZ 
24.	141	2012	Hanna KOLENDA	3.9	7.700			11.600	POL 
25.	101	2011	Shaydon ATKINSON	4.6	6.900			11.500	AUS 
26.	138	2012	Ulyana PUKHOVA	4.5	6.733			11.233	KAZ 
27.	136	2011	Ayaka SHIBAYA	4.3	6.533			10.833	JPN 



Team Challenge JWAG

Result

Balance Beam

Print: 2026-3-21 04:47 PM

Rank	Bib	Year	Name	D	E-Total	Pen	Bonus	Total	Nation
28.	108	2011	Lea WALLI	4.4	6.366			10.766	AUT 
29.	134	2012	Hikari IWASE	4.6	6.166			10.766	JPN 
30.	123	2011	Camille REEB	3.9	6.733			10.633	FRA 
31.	107	2012	Larissa SZANWALD	4.3	6.433	-0.1		10.633	AUT 
32.	105	2011	Helene RICHTER	4.6	5.900			10.500	AUT 
33.	142	2011	Nina RZUCZKOWSKA	3.9	6.533			10.433	POL 
34.	146	2012	Danefa Guney	4.4	6.033			10.433	TUR 
35.	106	2012	Amalia SCHWAIGER	4.4	5.933			10.333	AUT 
36.	137	2012	Yekaterina LEBED	4.1	6.100			10.200	KAZ 
37.	150	2012	Alona VOLYNETS	4.1	5.833			9.933	UKR 
38.	125	2011	Maria JVANIA	4.1	5.866	-0.1		9.866	GEO 
39.	151	2010	Ela Sirin	4.5	5.233			9.733	TUR 
40.	144	2011	Yasam Sugra AKAN	5.0	4.533	-0.1		9.433	TUR 
41.	124	2011	Lizi GVALIA	3.3	5.966	-0.1		9.166	GEO 
42.	148	2012	Polina NAHORNA	4.7	4.466			9.166	UKR 
43.	126	2012	Ketevan KARIAULI	3.8	5.100	-0.1		8.800	GEO 
44.	127	2011	Mariami PATARIDZE	3.9	4.800	-0.1		8.600	GEO 
45.	145	2011	Derin CIPA	3.8	4.700			8.500	TUR 
46.	143	2012	Zuzanna SPIEWAK	3.1	4.133	-0.1		7.133	POL 



Team Challenge JWAG

Result
Floor

Print: 2026-3-21 04:49 PM

Rank	Bib	Year	Name	D	E-Total	Pen	Bonus	Total	Nation
1.	113	2011	Nikita THĎODAT	4.5	8.400			12.900	CAN 
2.	114	2012	Xinyu HE	4.9	7.833			12.733	CHN 
3.	111	2011	Taya MACEY	4.5	8.166			12.666	CAN 
4.	133	2011	Minori HIRANO	4.8	7.866			12.666	JPN 
5.	117	2012	Xinyi YANG	4.5	8.100			12.600	CHN 
6.	132	2011	Luna ZIMMERMANN	4.6	8.000			12.600	GER 
7.	102	2011	Madelyn FAZIO	4.8	7.833	-0.1		12.533	AUS 
8.	118	2012	Shuchang ZHANG	4.6	7.866			12.466	CHN 
8.	112	2011	Maryam SABER	4.6	7.866			12.466	CAN 
10.	135	2011	Kanon NAKASHIMA	4.6	7.766			12.366	JPN 
11.	103	2011	Olivia MEANEY	4.5	7.933	-0.1		12.333	AUS 
12.	100	2011	Zara ANDREWS	4.2	7.966			12.166	AUS 
13.	115	2012	Junnuo HE	4.5	7.666			12.166	CHN 
13.	134	2012	Hikari IWASE	4.5	7.666			12.166	JPN 
15.	136	2011	Ayaka SHIBAYA	4.9	7.433	-0.2		12.133	JPN 
16.	107	2012	Larissa SZANWALD	4.4	7.633			12.033	AUT 
17.	129	2012	Maha FENIUK	4.6	7.700	-0.3		12.000	GER 
18.	120	2011	Ainhua GATUINGT-FABRE	4.7	7.333	-0.1		11.933	FRA 
19.	119	2011	Jordane BAYER	4.5	7.500	-0.1		11.900	FRA 
20.	139	2012	Ilana RAZDYKOVA	4.5	7.433	-0.1		11.833	KAZ 
21.	105	2011	Helene RICHTER	4.6	7.233			11.833	AUT 
22.	122	2012	Manon MILAN	4.0	7.800			11.800	FRA 
23.	146	2012	Danefa Guney	4.6	7.200			11.800	TUR 
24.	144	2011	Yasam Sugra AKAN	4.9	6.900			11.800	TUR 
25.	140	2012	Yeva TATSIYEVA	4.6	7.133			11.733	KAZ 
26.	109	2011	Marion DESJARDINS	4.3	7.700	-0.3		11.700	CAN 
27.	101	2011	Shaydon ATKINSON	4.3	7.366			11.666	AUS 





















Team Challenge JWAG

Result

Floor

Print: 2026-3-21 04:49 PM

Rank	Bib	Year	Name	D	E-Total	Pen	Bonus	Total	Nation
28.	137	2012	Yekaterina LEBED	4.8	6.833			11.633	KAZ 
29.	130	2012	Mia FRICK	4.2	7.366			11.566	GER 
30.	127	2011	Mariami PATARIDZE	4.2	7.166			11.366	GEO 
31.	106	2012	Amalia SCHWAIGER	4.2	7.133			11.333	AUT 
32.	123	2011	Camille REEB	4.2	7.400	-0.3		11.300	FRA 
33.	128	2011	Lucia BRACKA	4.3	6.866			11.166	GER 
34.	124	2011	Lizi GVALIA	4.0	7.133			11.133	GEO 
35.	148	2012	Polina NAHORNA	4.1	6.966			11.066	UKR 
36.	147	2011	Duru Lal YILMAZ	4.7	6.666	-0.4		10.966	TUR 
37.	104	2011	Jana Dina BECK	3.7	7.133	-0.1		10.733	AUT 
38.	149	2011	Yana PROTSENKO	4.6	6.200	-0.1		10.700	UKR 
39.	125	2011	Maria JVANIA	4.7	6.366	-0.4		10.666	GEO 
40.	143	2012	Zuzanna SPIEWAK	3.3	7.200			10.500	POL 
41.	141	2012	Hanna KOLENDA	3.8	6.600			10.400	POL 
42.	142	2011	Nina RZUCZKOWSKA	4.3	6.233	-0.3		10.233	POL 
43.	138	2012	Ulyana PUKHOVA	4.3	6.000	-0.1		10.200	KAZ 
44.	150	2012	Alona VOLYNETS	4.2	5.766			9.966	UKR 
45.	145	2011	Derin CIPA	4.2	5.633	-0.4		9.433	TUR 
46.	126	2012	Ketevan KARIAULI	4.1	5.100			9.200	GEO 