



## Teams MAG

### Result

Print: 2026-3-19 11:54 PM

Rank	Team	Nation	FX	PH	SR	VT	PB	HB	Total
1.	United States	USA 	41.250	40.350	40.500	42.050	40.900	41.800	<b>246.850</b>
2.	Japan	JPN 	39.800	41.350	39.000	40.650	42.100	41.000	<b>243.900</b>
3.	Italy	ITA 	40.350	40.850	39.350	41.700	40.200	40.700	<b>243.150</b>
4.	Switzerland	SUI 	39.800	40.550	38.650	39.350	40.450	40.250	<b>239.050</b>
5.	Germany	GER 	40.200	39.250	37.850	41.650	38.800	38.500	<b>236.250</b>
6.	Kazakhstan	KAZ 	39.350	39.300	37.600	41.600	39.250	38.950	<b>236.050</b>
7.	Belgium	BEL 	38.900	36.800	38.900	40.600	38.350	39.650	<b>233.200</b>
8.	Brazil	BRA 	39.100	38.850	36.700	40.150	39.000	38.850	<b>232.650</b>
9.	Türkiye	TUR 	38.000	37.150	37.400	40.350	39.500	39.500	<b>231.900</b>
10.	Ukraine	UKR 	37.000	39.600	36.050	40.150	40.500	38.400	<b>231.700</b>
11.	Austria	AUT 	39.700	38.800	35.850	40.550	36.000	37.950	<b>228.850</b>
12.	Australia	AUS 	37.500	39.200	36.800	40.050	36.250	37.500	<b>227.300</b>
13.	Uzbekistan	UZB 	38.400	38.850	36.350	40.050	34.700	37.650	<b>226.000</b>
14.	Hungary	HUN 	36.950	39.950	36.250	40.450	35.250	33.550	<b>222.400</b>
15.	Mexico	MEX 	34.650	37.500	33.950	39.600	37.150	35.000	<b>217.850</b>
16.	New Zealand	NZL 	34.050	31.900	31.150	38.500	34.700	34.350	<b>204.650</b>
17.	Canada	CAN 	25.300	39.600	25.000	25.300	35.350	25.250	<b>175.800</b>



## Team Challenge MAG

**Result**
**Floor**

Print: 2026-3-19 11:49 PM

Rank	Bib	Year	Name	D	E-Total	Pen	Bonus	Total	Nation
1.	478	2001	Kameron NELSON	5.7	8.500	-0.3		13.900	USA 
2.	427	2005	Timo EDER	5.2	8.650			13.850	GER 
3.	442	2008	Nao OJIMA	5.2	8.550			13.750	JPN 
4.	476	2007	Danila LEYKIN	5.3	8.400			13.700	USA 
5.	414	2000	Vitaliy GUIMARAES	5.1	8.450		+0.1	13.650	BRA 
6.	474	2006	Junnosuke IWAI	5.4	8.250			13.650	USA 
7.	406	2006	Gino VETTER	4.9	8.650			13.550	AUT 
8.	439	2005	Riccardo VILLA	5.2	8.350			13.550	ITA 
9.	470	2002	Nazar CHEPURNYI	5.1	8.700	-0.3		13.500	UKR 
10.	436	2006	Tommaso BRUGNAMI	5.6	8.100	-0.2		13.500	ITA 
11.	401	2003	James HARDY	5.0	8.400			13.400	AUS 
12.	420	2000	Addyson CHELADYN	4.8	8.550			13.350	CAN 
13.	462	1998	Noe Samuel SEIFERT	4.6	8.700			13.300	SUI 
14.	457	2003	Daniel STODDART	4.7	8.600			13.300	NZL 
14.	461	2005	Mirco RIVA	4.7	8.600			13.300	SUI 
16.	435	2001	Yumin ABBADINI	4.8	8.500			13.300	ITA 
17.	424	2003	Alexander KUNZ	5.2	8.300	-0.2		13.300	GER 
18.	407	2003	Paul SCHMOELZER	5.2	8.100	-0.1	+0.1	13.300	AUT 
19.	448	2000	Dmitriy PATANIN	5.5	7.850	-0.1		13.250	KAZ 
20.	412	1999	Takumi ONOSHIMA	4.9	8.300			13.200	BEL 
21.	459	2004	Jan IMHOF	5.0	8.200			13.200	SUI 
22.	438	2002	Niccolo' VANNUCCHI	5.4	7.900	-0.1		13.200	ITA 
23.	483	2003	Ravshan KAMILJANOV	4.9	8.350	-0.1		13.150	UZB 
24.	468	2007	Cagri YILMAZ	5.0	8.150			13.150	TUR 
25.	444	1999	Ilyas AZIZOV	5.3	8.050	-0.2		13.150	KAZ 
26.	418	2002	Diogo SOARES	4.9	8.200			13.100	BRA 
27.	443	2007	Ryokei TAKAHASHI	4.6	8.450			13.050	JPN 




## Team Challenge MAG

**Result**

**Floor**

Print: 2026-3-19 11:49 PM

Rank	Bib	Year	Name	D	E-Total	Pen	Bonus	Total	Nation
28.	429	2001	Milan HOSSEINI	5.1	8.050	-0.1		13.050	GER 
29.	440	2007	Taiki KAKUTANI	4.9	8.100			13.000	JPN 
30.	441	2007	Sosuke NISHI	4.7	8.250			12.950	JPN 
31.	446	2007	Roman KHEGAY	5.0	8.050	-0.1		12.950	KAZ 
32.	410	2002	Victor MARTINEZ	5.2	7.750			12.950	BEL 
33.	480	1996	Abdulla AZIMOV	4.6	8.300			12.900	UZB 
34.	431	2007	Dominik Csaba KIS	4.7	8.200			12.900	HUN 
35.	404	2006	Mateo FRAISL	5.0	7.950	-0.1		12.850	AUT 
36.	413	2002	Senne Spycckerelle	4.9	8.150	-0.3		12.750	BEL 
37.	402	2007	Ritam MALIK	3.9	8.800			12.700	AUS 
38.	460	2006	Nico OBERHOLZER	4.8	7.850			12.650	SUI 
39.	433	2005	Istvan MENTOVAI	4.9	8.050	-0.4		12.550	HUN 
40.	471	1997	Vladyslav HRYKO	4.5	8.050			12.550	UKR 
41.	464	2003	Hasan BULUT	4.9	7.600			12.500	TUR 
42.	477	1996	Yul MOLDAUER	5.3	7.750	-0.6		12.450	USA 
43.	447	2004	Roman MAMENOV	5.3	7.250	-0.1		12.450	KAZ 
44.	417	2007	Pedro SILVESTRE	4.0	8.350			12.350	BRA 
45.	467	2003	Kerem SENER	4.6	7.850	-0.1		12.350	TUR 
46.	479	2007	Sarvar ABULFAIZOV	4.6	7.750			12.350	UZB 
47.	452	1997	Diego NEUMAIER ORTIZ	4.2	7.900	-0.1	+0.1	12.100	MEX 
48.	421	2002	Ioannis CHRONOPOULOS	3.7	8.250			11.950	CAN 
49.	465	2005	Volkan Arda HAMARAT	4.8	6.950			11.750	TUR 
50.	428	1998	Nick KLESSING	4.9	6.900	-0.1		11.700	GER 
51.	411	2007	Florient OLMANST	4.9	6.750			11.650	BEL 
52.	416	1997	Luís PORTO	4.7	6.950	-0.1		11.550	BRA 
53.	434	2007	Nandor SAS	4.4	7.400	-0.3		11.500	HUN 
54.	400	2002	Aiden FRICK	4.4	7.300	-0.3		11.400	AUS 








## Team Challenge MAG

**Result**

**Floor**

Print: 2026-3-19 11:49 PM

Rank	Bib	Year	Name	D	E-Total	Pen	Bonus	Total	Nation
55.	455	2005	Logan CURTIS	4.7	7.100	-0.4		<b>11.400</b>	NZL 
56.	481	2004	Alisher BOYSAROV	4.4	7.350	-0.4		<b>11.350</b>	UZB 
57.	453	1999	Isaac NUØEZ FARFAN	4.0	7.300			<b>11.300</b>	MEX 
58.	450	2003	Jose Angel DIAZ OROPEZA	3.8	8.150	-0.7		<b>11.250</b>	MEX 
59.	472	2003	Mykyta MELNYKOV	4.7	6.550	-0.3		<b>10.950</b>	UKR 
60.	405	2006	Vincent LINDPOINTNER	4.5	6.350		+0.1	<b>10.950</b>	AUT 
61.	403	1997	Clay MASON STEPHENS	4.3	6.650	-0.1		<b>10.850</b>	AUS 
62.	451	1998	Rodrigo GOMEZ GROSSO	5.2	5.950	-0.3		<b>10.850</b>	MEX 
63.	456	2026	William DAVIES	4.8	4.550			<b>9.350</b>	NZL 
64.	458	2005	Joshua TEITELBAUM	3.1	7.550	-4.1		<b>6.550</b>	NZL 
	422	2000	Chris KAJI					<b>DNF</b>	CAN 
	423	2005	Xavier OLASZ					<b>DNF</b>	CAN 



## Team Challenge MAG

**Result**

**Pommel Horse**

Print: 2026-3-19 11:50 PM

Rank	Bib	Year	Name	D	E-Total	Pen	Bonus	Total	Nation
1.	419	2006	Jordan CARROLL	5.6	8.600			14.200	CAN 
2.	477	1996	Yul MOLDAUER	5.3	8.850			14.150	USA 
3.	462	1998	Noe Samuel SEIFERT	5.6	8.550			14.150	SUI 
4.	441	2007	Sosuke NISHI	5.4	8.700			14.100	JPN 
5.	435	2001	Yumin ABBADINI	5.2	8.850			14.050	ITA 
6.	437	2000	Edoardo DE ROSA	6.0	8.050			14.050	ITA 
7.	434	2007	Nandor SAS	4.8	9.150			13.950	HUN 
8.	476	2007	Danila LEYKIN	4.9	9.050			13.950	USA 
9.	402	2007	Ritam MALIK	4.9	9.000			13.900	AUS 
10.	414	2000	Vitaliy GUIMARAES	5.0	8.900			13.900	BRA 
11.	426	1997	Nils DUNKEL	5.3	8.600			13.900	GER 
12.	470	2002	Nazar CHEPURNYI	5.1	8.650			13.750	UKR 
13.	440	2007	Taiki KAKUTANI	4.9	8.750			13.650	JPN 
14.	449	2001	Diyas TOISHYBEK	5.7	7.950			13.650	KAZ 
15.	442	2008	Nao OJIMA	5.0	8.600			13.600	JPN 
16.	471	1997	Vladyslav HRYKO	5.7	7.850			13.550	UKR 
17.	463	2000	Dominic TAMSEL	5.3	8.200			13.500	SUI 
18.	446	2007	Roman KHEGAY	5.2	8.250			13.450	KAZ 
19.	420	2000	Addyson CHELADYN	4.7	8.550			13.250	CAN 
20.	450	2003	Jose Angel DIAZ OROPEZA	4.8	8.450			13.250	MEX 
21.	400	2002	Aiden FRICK	4.8	8.350			13.150	AUS 
22.	408	2006	Alfred SCHWAIGER	5.2	7.950			13.150	AUT 
23.	480	1996	Abdulla AZIMOV	5.3	7.800			13.100	UZB 
24.	431	2007	Dominik Csaba KIS	4.4	8.650			13.050	HUN 
25.	430	2007	Daniel Tamas BOGYO	4.0	8.950			12.950	HUN 
26.	417	2007	Pedro SILVESTRE	4.6	8.350			12.950	BRA 
27.	406	2006	Gino VETTER	4.7	8.250			12.950	AUT 



## Team Challenge MAG

**Result**
**Pommel Horse**

Print: 2026-3-19 11:50 PM

Rank	Bib	Year	Name	D	E-Total	Pen	Bonus	Total	Nation
28.	461	2005	Mirco RIVA	4.8	8.100			<b>12.900</b>	SUI 
29.	466	2004	Mert Efe KILICER	4.9	8.000			<b>12.900</b>	TUR 
30.	482	1999	Khabibullo ERGASHEV	5.1	7.800			<b>12.900</b>	UZB 
31.	468	2007	Cagri YILMAZ	4.4	8.450			<b>12.850</b>	TUR 
31.	443	2007	Ryokei TAKAHASHI	4.4	8.450			<b>12.850</b>	JPN 
33.	483	2003	Ravshan KAMILJANOV	5.0	7.850			<b>12.850</b>	UZB 
34.	436	2006	Tommaso BRUGNAMI	4.5	8.250			<b>12.750</b>	ITA 
35.	427	2005	Timo EDER	5.0	7.750			<b>12.750</b>	GER 
36.	404	2006	Mateo FRAISL	4.9	7.800			<b>12.700</b>	AUT 
37.	424	2003	Alexander KUNZ	4.5	8.100			<b>12.600</b>	GER 
38.	460	2006	Nico OBERHOLZER	4.5	8.050			<b>12.550</b>	SUI 
39.	454	2004	Cristian RAMIREZ ROJAS	4.5	7.850			<b>12.350</b>	MEX 
40.	410	2002	Victor MARTINEZ	4.8	7.500			<b>12.300</b>	BEL 
41.	472	2003	Mykyta MELNYKOV	5.4	6.900			<b>12.300</b>	UKR 
42.	411	2007	Florient OLMANST	4.7	7.550			<b>12.250</b>	BEL 
42.	413	2002	Senne Spyczerelle	4.7	7.550			<b>12.250</b>	BEL 
44.	455	2005	Logan CURTIS	5.0	7.250			<b>12.250</b>	NZL 
45.	475	2004	Joshua KARNES	5.7	6.550			<b>12.250</b>	USA 
46.	444	1999	Ilyas AZIZOV	5.1	7.100			<b>12.200</b>	KAZ 
47.	401	2003	James HARDY	4.1	8.050			<b>12.150</b>	AUS 
48.	421	2002	Ioannis CHRONOPOULOS	4.8	7.350			<b>12.150</b>	CAN 
49.	429	2001	Milan HOSSEINI	4.4	7.650			<b>12.050</b>	GER 
50.	415	2003	Diogo PAES	4.1	7.900			<b>12.000</b>	BRA 
51.	453	1999	Isaac NUÑEZ FARFAN	3.6	8.300			<b>11.900</b>	MEX 
52.	447	2004	Roman MAMENOV	4.6	7.250			<b>11.850</b>	KAZ 
53.	439	2005	Riccardo VILLA	5.1	6.550			<b>11.650</b>	ITA 
54.	403	1997	Clay MASON STEPHENS	3.6	8.000			<b>11.600</b>	AUS 
















## Team Challenge MAG

**Result**

**Pommel Horse**

Print: 2026-3-19 11:50 PM

Rank	Bib	Year	Name	D	E-Total	Pen	Bonus	Total	Nation
55.	405	2006	Vincent LINDPOINTNER	4.3	7.250			<b>11.550</b>	AUT 
56.	469	2002	Stasis BUTRIMAS	4.9	6.550			<b>11.450</b>	UKR 
57.	464	2003	Hasan BULUT	4.6	6.800			<b>11.400</b>	TUR 
58.	418	2002	Diogo SOARES	5.2	6.000			<b>11.200</b>	BRA 
59.	412	1999	Takumi ONOSHIMA	4.8	6.000			<b>10.800</b>	BEL 
60.	451	1998	Rodrigo GOMEZ GROSSO	3.7	6.850			<b>10.550</b>	MEX 
61.	433	2005	Istvan MENTOVAI	2.9	7.600			<b>10.500</b>	HUN 
62.	474	2006	Junnosuke IWAI	3.7	6.750			<b>10.450</b>	USA 
63.	456	2026	William DAVIES	2.8	7.350			<b>10.150</b>	NZL 
64.	457	2003	Daniel STODDART	2.6	6.900			<b>9.500</b>	NZL 
	458	2005	Joshua TEITELBAUM					<b>DNF</b>	NZL 
	479	2007	Sarvar ABULFAIZOV					<b>DNF</b>	UZB 
	423	2005	Xavier OLASZ					<b>DNF</b>	CAN 
	467	2003	Kerem SENER					<b>DNF</b>	TUR 



## Team Challenge MAG

**Result**

**Still Rings**

Print: 2026-3-19 11:51 PM

Rank	Bib	Year	Name	D	E-Total	Pen	Bonus	Total	Nation
1.	478	2001	Kameron NELSON	5.3	8.400			13.700	USA 
2.	477	1996	Yul MOLDAUER	5.1	8.300		+0.1	13.500	USA 
3.	409	2005	Roméo JOST	4.9	8.550			13.450	BEL 
4.	442	2008	Nao OJIMA	4.7	8.600		+0.1	13.400	JPN 
5.	459	2004	Jan IMHOF	4.8	8.400		+0.1	13.300	SUI 
6.	475	2004	Joshua KARNES	5.0	8.300			13.300	USA 
7.	437	2000	Edoardo DE ROSA	4.5	8.650		+0.1	13.250	ITA 
8.	443	2007	Ryokei TAKAHASHI	4.9	8.250			13.150	JPN 
9.	462	1998	Noe Samuel SEIFERT	4.2	8.900			13.100	SUI 
10.	439	2005	Riccardo VILLA	4.5	8.600			13.100	ITA 
11.	422	2000	Chris KAJI	4.9	8.150			13.050	CAN 
12.	435	2001	Yumin ABBADINI	4.3	8.700			13.000	ITA 
13.	410	2002	Victor MARTINEZ	4.7	8.300			13.000	BEL 
14.	474	2006	Junnosuke IWAI	4.5	8.450			12.950	USA 
15.	448	2000	Dmitriy PATANIN	5.1	7.800			12.900	KAZ 
16.	467	2003	Kerem SENER	4.3	8.550			12.850	TUR 
17.	424	2003	Alexander KUNZ	5.0	7.800			12.800	GER 
18.	482	1999	Khabibullo ERGASHEV	3.7	8.850		+0.1	12.650	UZB 
19.	427	2005	Timo EDER	3.9	8.750			12.650	GER 
20.	401	2003	James HARDY	4.0	8.650			12.650	AUS 
21.	465	2005	Volkan Arda HAMARAT	4.3	8.250			12.550	TUR 
22.	438	2002	Niccolo' VANNUCCHI	5.1	7.450			12.550	ITA 
23.	473	2006	Sviatoslav SHVED	3.5	8.900		+0.1	12.500	UKR 
24.	444	1999	Ilyas AZIZOV	4.5	8.000			12.500	KAZ 
25.	417	2007	Pedro SILVESTRE	3.6	8.850			12.450	BRA 
26.	414	2000	Vitaliy GUIMARAES	3.7	8.750			12.450	BRA 
27.	441	2007	Sosuke NISHI	4.1	8.350			12.450	JPN 



## Team Challenge MAG

**Result**

**Still Rings**

Print: 2026-3-19 11:51 PM

Rank	Bib	Year	Name	D	E-Total	Pen	Bonus	Total	Nation
28.	412	1999	Takumi ONOSHIMA	4.6	7.850			12.450	BEL 
29.	426	1997	Nils DUNKEL	3.9	8.500			12.400	GER 
30.	431	2007	Dominik Csaba KIS	3.4	8.950			12.350	HUN 
31.	413	2002	Senne Spyczerelle	3.7	8.600			12.300	BEL 
32.	460	2006	Nico OBERHOLZER	3.3	8.850		+0.1	12.250	SUI 
32.	430	2007	Daniel Tamas BOGYO	3.3	8.850		+0.1	12.250	HUN 
34.	428	1998	Nick KLESSING	5.0	7.250			12.250	GER 
35.	447	2004	Roman MAMENOV	5.0	7.200			12.200	KAZ 
36.	402	2007	Ritam MALIK	3.7	8.450			12.150	AUS 
37.	453	1999	Isaac NUÑEZ FARFAN	3.4	8.700			12.100	MEX 
38.	457	2003	Daniel STODDART	4.0	8.000		+0.1	12.100	NZL 
39.	405	2006	Vincent LINDPOINTNER	4.1	7.950			12.050	AUT 
40.	400	2002	Aiden FRICK	3.1	8.900			12.000	AUS 
41.	466	2004	Mert Efe KILICER	3.8	8.200			12.000	TUR 
42.	483	2003	Ravshan KAMILJANOV	4.1	7.900			12.000	UZB 
43.	463	2000	Dominic TAMSEL	3.3	8.650			11.950	SUI 
44.	446	2007	Roman KHEGAY	3.7	8.250			11.950	KAZ 
45.	420	2000	Addyson CHELADYN	3.8	8.150			11.950	CAN 
46.	404	2006	Mateo FRAISL	3.7	8.150		+0.1	11.950	AUT 
47.	472	2003	Mykyta MELNYKOV	3.4	8.350		+0.1	11.850	UKR 
48.	407	2003	Paul SCHMOELZER	3.7	8.150			11.850	AUT 
49.	415	2003	Diogo PAES	3.5	8.300			11.800	BRA 
50.	440	2007	Taiki KAKUTANI	4.1	7.700			11.800	JPN 
51.	479	2007	Sarvar ABULFAIZOV	3.6	8.100			11.700	UZB 
52.	464	2003	Hasan BULUT	3.5	8.100		+0.1	11.700	TUR 
53.	469	2002	Stasis BUTRIMAS	4.9	6.800			11.700	UKR 
54.	432	2007	Levente Soma MARKO	3.9	7.750			11.650	HUN 




## Team Challenge MAG

**Result**

**Still Rings**

Print: 2026-3-19 11:51 PM

Rank	Bib	Year	Name	D	E-Total	Pen	Bonus	Total	Nation
55.	403	1997	Clay MASON STEPHENS	2.5	8.750		+0.1	<b>11.350</b>	AUS 
56.	454	2004	Cristian RAMIREZ ROJAS	3.9	7.300			<b>11.200</b>	MEX 
57.	433	2005	Istvan MENTOVAI	3.1	7.650			<b>10.750</b>	HUN 
58.	451	1998	Rodrigo GOMEZ GROSSO	3.7	6.950			<b>10.650</b>	MEX 
59.	450	2003	Jose Angel DIAZ OROPEZA	2.9	7.450			<b>10.350</b>	MEX 
60.	455	2005	Logan CURTIS	3.1	6.950			<b>10.050</b>	NZL 
61.	456	2026	William DAVIES	2.2	7.100	-0.3		<b>9.000</b>	NZL 
	418	2002	Diogo SOARES					<b>DNF</b>	BRA 
	421	2002	Ioannis CHRONOPOULOS					<b>DNF</b>	CAN 
	471	1997	Vladyslav HRYKO					<b>DNF</b>	UKR 
	423	2005	Xavier OLASZ					<b>DNF</b>	CAN 
	480	1996	Abdulla AZIMOV					<b>DNF</b>	UZB 
	458	2005	Joshua TEITELBAUM					<b>DNF</b>	NZL 



## Team Challenge MAG

**Result**
**Vault**

Print: 2026-3-19 11:51 PM

Rank	Bib	Year	Name	D	E-Total	Pen	Bonus	Total	Nation
<b>1.</b>	<b>470</b>	<b>2002</b>	<b>Nazar CHEPURNYI</b>					<b>14.425</b>	<b>UKR</b> 
			1st Vault	5.2	9.450		0.1	14.750	
			2nd Vault	5.2	9.000	-0.1		14.100	
<b>2.</b>	<b>478</b>	<b>2001</b>	<b>Kameron NELSON</b>					<b>13.950</b>	<b>USA</b> 
			1st Vault	5.2	8.850			14.050	
			2nd Vault	4.8	9.050			13.850	
<b>3.</b>	<b>447</b>	<b>2004</b>	<b>Roman MAMENOV</b>					<b>13.475</b>	<b>KAZ</b> 
			1st Vault	4.8	9.050			13.850	
			2nd Vault	4.8	9.050			13.850	
<b>4.</b>	<b>436</b>	<b>2006</b>	<b>Tommaso BRUGNAMI</b>					<b>13.650</b>	<b>ITA</b> 
			1st Vault	5.2	9.050			14.250	
			2nd Vault	5.2	7.950	-0.1		13.050	
<b>5.</b>	<b>401</b>	<b>2003</b>	<b>James HARDY</b>					<b>13.650</b>	<b>AUS</b> 
			1st Vault	4.8	9.100	-0.1		13.800	
			2nd Vault	4.8	8.800	-0.1		13.500	
<b>6.</b>	<b>409</b>	<b>2005</b>	<b>Roméo JOST</b>					<b>13.125</b>	<b>BEL</b> 
			1st Vault	4.8	9.100			13.900	
			2nd Vault	3.2	9.150			12.350	
<b>7.</b>	<b>416</b>	<b>1997</b>	<b>Luís PORTO</b>					<b>13.025</b>	<b>BRA</b> 
			1st Vault	4.8	8.800	-0.3		13.300	
			2nd Vault	4.8	7.950			12.750	
<b>8.</b>	<b>405</b>	<b>2006</b>	<b>Vincent LINDPOINTNER</b>					<b>12.750</b>	<b>AUT</b> 
			1st Vault	4.8	8.550	-0.3		13.050	
			2nd Vault	4.8	7.950	-0.3		12.450	
<b>9.</b>	<b>459</b>	<b>2004</b>	<b>Jan IMHOF</b>					<b>12.575</b>	<b>SUI</b> 
			1st Vault	4.8	7.950	-0.1		12.650	
			2nd Vault	4.8	7.800	-0.1		12.500	
<b>10.</b>	<b>456</b>	<b>2026</b>	<b>William DAVIES</b>					<b>11.450</b>	<b>NZL</b> 
			1st Vault	4.0	7.900	-0.1		11.800	
			2nd Vault	2.4	8.700			11.100	
<b>11.</b>	<b>474</b>	<b>2006</b>	<b>Junosuke IWAI</b>					<b>14.200</b>	<b>USA</b> 
			1st Vault	4.8	9.400			14.200	



## Team Challenge MAG

**Result**
**Vault**

Print: 2026-3-19 11:51 PM

Rank	Bib	Year	Name	D	E-Total	Pen	Bonus	Total	Nation
12.	407	2003	Paul SCHMOELZER					<b>13.950</b>	AUT 
			1st Vault	4.8	9.150			13.950	
12.	427	2005	Timo EDER					<b>13.950</b>	GER 
			1st Vault	4.8	9.150			13.950	
12.	424	2003	Alexander KUNZ					<b>13.950</b>	GER 
			1st Vault	4.8	9.150			13.950	
15.	446	2007	Roman KHEGAY					<b>13.900</b>	KAZ 
			1st Vault	4.8	9.100			13.900	
15.	467	2003	Kerem SENER					<b>13.900</b>	TUR 
			1st Vault	4.8	9.100			13.900	
17.	444	1999	Ilyas AZIZOV					<b>13.850</b>	KAZ 
			1st Vault	4.8	9.050			13.850	
18.	439	2005	Riccardo VILLA					<b>13.800</b>	ITA 
			1st Vault	4.8	9.000			13.800	
18.	477	1996	Yul MOLDAUER					<b>13.800</b>	USA 
			1st Vault	4.8	9.000			13.800	
20.	429	2001	Milan HOSSEINI					<b>13.750</b>	GER 
			1st Vault	4.8	9.050	-0.1		13.750	
21.	441	2007	Sosuke NISHI					<b>13.650</b>	JPN 
			1st Vault	4.8	8.950	-0.1		13.650	
22.	438	2002	Niccolo' VANNUCCHI					<b>13.650</b>	ITA 
			1st Vault	4.8	8.850			13.650	
23.	414	2000	Vitaliy GUIMARAES					<b>13.600</b>	BRA 
			1st Vault	4.4	9.200			13.600	
24.	442	2008	Nao OJIMA					<b>13.600</b>	JPN 
			1st Vault	4.8	8.800			13.600	
25.	431	2007	Dominik Csaba KIS					<b>13.550</b>	HUN 
			1st Vault	4.4	9.150			13.550	
25.	433	2005	Istvan MENTOVAI					<b>13.550</b>	HUN 
			1st Vault	4.4	9.150			13.550	



## Team Challenge MAG

**Result**
**Vault**

Print: 2026-3-19 11:51 PM

Rank	Bib	Year	Name	D	E-Total	Pen	Bonus	Total	Nation
27.	406	2006	Gino VETTER					13.550	AUT 
			1st Vault	4.8	8.750			13.550	
27.	428	1998	Nick KLESSING					13.550	GER 
			1st Vault	4.8	8.750			13.550	
29.	410	2002	Victor MARTINEZ					13.450	BEL 
			1st Vault	4.4	9.050			13.450	
29.	435	2001	Yumin ABBADINI					13.450	ITA 
			1st Vault	4.4	9.050			13.450	
31.	443	2007	Ryokei TAKAHASHI					13.400	JPN 
			1st Vault	4.4	9.000			13.400	
31.	480	1996	Abdulla AZIMOV					13.400	UZB 
			1st Vault	4.4	9.000			13.400	
31.	462	1998	Noe Samuel SEIFERT					13.400	SUI 
			1st Vault	4.4	9.000			13.400	
34.	434	2007	Nandor SAS					13.350	HUN 
			1st Vault	4.4	9.050	-0.1		13.350	
35.	483	2003	Ravshan KAMILJANOV					13.350	UZB 
			1st Vault	4.4	8.950			13.350	
36.	479	2007	Sarvar ABULFAIZOV					13.300	UZB 
			1st Vault	4.4	9.000	-0.1		13.300	
37.	481	2004	Alisher BOYSAROV					13.300	UZB 
			1st Vault	4.4	8.900			13.300	
37.	464	2003	Hasan BULUT					13.300	TUR 
			1st Vault	4.4	8.900			13.300	
39.	417	2007	Pedro SILVESTRE					13.250	BRA 
			1st Vault	4.4	8.950	-0.1		13.250	
39.	451	1998	Rodrigo GOMEZ GROSSO					13.250	MEX 
			1st Vault	4.4	8.950	-0.1		13.250	
41.	461	2005	Mirco RIVA					13.250	SUI 
			1st Vault	4.4	8.850			13.250	



## Team Challenge MAG

**Result**
**Vault**

Print: 2026-3-19 11:51 PM

Rank	Bib	Year	Name	D	E-Total	Pen	Bonus	Total	Nation
41.	413	2002	Senne Spyczerelle					<b>13.250</b>	BEL 
			1st Vault	4.4	8.850			13.250	
43.	452	1997	Diego NEUMAIER ORTIZ					<b>13.200</b>	MEX 
			1st Vault	4.0	9.200			13.200	
44.	403	1997	Clay MASON STEPHENS					<b>13.200</b>	AUS 
			1st Vault	4.4	8.900	-0.1		13.200	
45.	471	1997	Vladyslav HRYKO					<b>13.200</b>	UKR 
			1st Vault	4.4	8.800			13.200	
46.	450	2003	Jose Angel DIAZ OROPEZA					<b>13.150</b>	MEX 
			1st Vault	4.0	9.150			13.150	
47.	411	2007	Florient OLMANST					<b>13.150</b>	BEL 
			1st Vault	4.4	8.850	-0.1		13.150	
47.	468	2007	Cagri YILMAZ					<b>13.150</b>	TUR 
			1st Vault	4.4	8.850	-0.1		13.150	
49.	453	1999	Isaac NUÑEZ FARFAN					<b>13.100</b>	MEX 
			1st Vault	4.4	8.700			13.100	
50.	402	2007	Ritam MALIK					<b>13.050</b>	AUS 
			1st Vault	4.4	8.650			13.050	
51.	400	2002	Aiden FRICK					<b>13.000</b>	AUS 
			1st Vault	4.0	9.000			13.000	
52.	458	2005	Joshua TEITELBAUM					<b>12.950</b>	NZL 
			1st Vault	4.4	8.550			12.950	
53.	457	2003	Daniel STODDART					<b>12.850</b>	NZL 
			1st Vault	4.0	8.950	-0.1		12.850	
54.	460	2006	Nico OBERHOLZER					<b>12.700</b>	SUI 
			1st Vault	3.6	9.100			12.700	
54.	420	2000	Addyson CHELADYN					<b>12.700</b>	CAN 
			1st Vault	3.6	9.100			12.700	
54.	455	2005	Logan CURTIS					<b>12.700</b>	NZL 
			1st Vault	3.6	9.100			12.700	











## Team Challenge MAG

**Result**

**Vault**

Print: 2026-3-19 11:51 PM

Rank	Bib	Year	Name	D	E-Total	Pen	Bonus	Total	Nation
57.	421	2002	Ioannis CHRONOPOULOS					<b>12.600</b>	CAN 
			1st Vault	3.6	9.000			12.600	
58.	448	2000	Dmitriy PATANIN					<b>12.550</b>	KAZ 
			1st Vault	4.8	7.850	-0.1		12.550	
59.	440	2007	Taiki KAKUTANI					<b>12.500</b>	JPN 
			1st Vault	4.8	8.000	-0.3		12.500	
59.	404	2006	Mateo FRAISL					<b>12.500</b>	AUT 
			1st Vault	4.8	8.000	-0.3		12.500	
61.	472	2003	Mykyta MELNYKOV					<b>12.200</b>	UKR 
			1st Vault	4.4	7.800			12.200	
	423	2005	Xavier OLASZ					DNF	CAN 
	465	2005	Volkan Arda HAMARAT					DNF	TUR 
	422	2000	Chris KAJI					DNF	CAN 
	418	2002	Diogo SOARES					DNF	BRA 




## Team Challenge MAG

**Result**

**Parallel Bars**

Print: 2026-3-19 11:53 PM

Rank	Bib	Year	Name	D	E-Total	Pen	Bonus	Total	Nation
1.	477	1996	Yul MOLDAUER	5.4	9.150		+0.1	14.650	USA 
2.	462	1998	Noe Samuel SEIFERT	5.7	8.650			14.350	SUI 
3.	442	2008	Nao OJIMA	5.7	8.550			14.250	JPN 
4.	440	2007	Taiki KAKUTANI	5.2	8.950			14.150	JPN 
5.	476	2007	Danila LEYKIN	5.1	8.800			13.900	USA 
6.	418	2002	Diogo SOARES	5.0	8.750			13.750	BRA 
7.	470	2002	Nazar CHEPURNYI	5.4	8.350			13.750	UKR 
8.	443	2007	Ryokei TAKAHASHI	4.9	8.800			13.700	JPN 
9.	435	2001	Yumin ABBADINI	4.9	8.750			13.650	ITA 
10.	444	1999	Ilyas AZIZOV	4.7	8.800		+0.1	13.600	KAZ 
11.	427	2005	Timo EDER	4.9	8.700			13.600	GER 
12.	472	2003	Mykyta MELNYKOV	5.2	8.300			13.500	UKR 
13.	466	2004	Mert Efe KILICER	4.7	8.750			13.450	TUR 
13.	453	1999	Isaac NUÑEZ FARFAN	4.7	8.750			13.450	MEX 
15.	463	2000	Dominic TAMSEL	4.8	8.550			13.350	SUI 
16.	438	2002	Niccolo' VANNUCCHI	5.1	8.200			13.300	ITA 
17.	436	2006	Tommaso BRUGNAMI	4.8	8.450			13.250	ITA 
18.	473	2006	Sviatoslav SHVED	5.1	8.150			13.250	UKR 
19.	411	2007	Florient OLMANST	4.3	8.900			13.200	BEL 
20.	464	2003	Hasan BULUT	4.9	8.250			13.150	TUR 
21.	446	2007	Roman KHEGAY	5.0	7.900		+0.1	13.000	KAZ 
22.	417	2007	Pedro SILVESTRE	4.1	8.850			12.950	BRA 
23.	468	2007	Cagri YILMAZ	4.1	8.800			12.900	TUR 
24.	412	1999	Takumi ONOSHIMA	4.8	8.100			12.900	BEL 
25.	459	2004	Jan IMHOF	4.6	8.150			12.750	SUI 
26.	424	2003	Alexander KUNZ	4.7	8.050			12.750	GER 
27.	401	2003	James HARDY	4.0	8.650			12.650	AUS 



## Team Challenge MAG

**Result**
**Parallel Bars**

Print: 2026-3-19 11:53 PM

Rank	Bib	Year	Name	D	E-Total	Pen	Bonus	Total	Nation
28.	449	2001	Diyas TOISHYBEK	4.9	7.750			12.650	KAZ 
29.	408	2006	Alfred SCHWAIGER	4.4	8.200			12.600	AUT 
30.	404	2006	Mateo FRAISL	4.6	8.000			12.600	AUT 
31.	431	2007	Dominik Csaba KIS	3.9	8.600			12.500	HUN 
32.	429	2001	Milan HOSSEINI	4.4	8.050			12.450	GER 
33.	474	2006	Junnosuke IWAI	4.7	7.650			12.350	USA 
34.	415	2003	Diogo PAES	4.5	7.800			12.300	BRA 
35.	413	2002	Senne Spycckerelle	5.2	7.050			12.250	BEL 
36.	475	2004	Joshua KARNES	5.4	6.750			12.150	USA 
37.	450	2003	Jose Angel DIAZ OROPEZA	3.7	8.400			12.100	MEX 
38.	465	2005	Volkan Arda HAMARAT	4.2	7.900			12.100	TUR 
39.	421	2002	Ioannis CHRONOPOULOS	4.3	7.800			12.100	CAN 
40.	433	2005	Istvan MENTOVAI	4.3	7.750			12.050	HUN 
41.	402	2007	Ritam MALIK	4.4	7.650			12.050	AUS 
42.	457	2003	Daniel STODDART	3.6	8.400			12.000	NZL 
43.	416	1997	Luís PORTO	4.3	7.700			12.000	BRA 
44.	422	2000	Chris KAJI	5.1	6.850			11.950	CAN 
45.	455	2005	Logan CURTIS	3.9	8.000			11.900	NZL 
46.	482	1999	Khabibullo ERGASHEV	4.8	7.050			11.850	UZB 
47.	448	2000	Dmitriy PATANIN	4.8	7.000			11.800	KAZ 
48.	461	2005	Mirco RIVA	4.3	7.250		+0.1	11.650	SUI 
49.	454	2004	Cristian RAMIREZ ROJAS	4.8	6.700		+0.1	11.600	MEX 
50.	483	2003	Ravshan KAMILJANOV	4.0	7.550			11.550	UZB 
51.	403	1997	Clay MASON STEPHENS	4.2	7.350			11.550	AUS 
52.	420	2000	Addyson CHELADYN	3.7	7.600			11.300	CAN 
53.	437	2000	Edoardo DE ROSA	4.3	7.000			11.300	ITA 
54.	481	2004	Alisher BOYSAROV	4.7	6.600			11.300	UZB 
















## Team Challenge MAG

**Result**

**Parallel Bars**

Print: 2026-3-19 11:53 PM

















Rank	Bib	Year	Name	D	E-Total	Pen	Bonus	Total	Nation
55.	479	2007	Sarvar ABULFAIZOV	4.5	6.700			<b>11.200</b>	UZB 
55.	410	2002	Victor MARTINEZ	4.5	6.700			<b>11.200</b>	BEL 
57.	452	1997	Diego NEUMAIER ORTIZ	3.2	7.900			<b>11.100</b>	MEX 
58.	456	2026	William DAVIES	2.2	8.600			<b>10.800</b>	NZL 
59.	407	2003	Paul SCHMOELZER	3.7	7.100			<b>10.800</b>	AUT 
60.	400	2002	Aiden FRICK	4.1	6.650			<b>10.750</b>	AUS 
61.	430	2007	Daniel Tamas BOGYO	3.7	7.000			<b>10.700</b>	HUN 
62.	405	2006	Vincent LINDPOINTNER	3.4	7.050			<b>10.450</b>	AUT 
63.	458	2005	Joshua TEITELBAUM	2.8	7.300			<b>10.100</b>	NZL 
64.	441	2007	Sosuke NISHI	3.5	5.750			<b>9.250</b>	JPN 
	423	2005	Xavier OLASZ					<b>DNF</b>	CAN 
	428	1998	Nick KLESSING					<b>DNF</b>	GER 
	471	1997	Vladyslav HRYKO					<b>DNF</b>	UKR 



## Team Challenge MAG

**Result**
**Horizontal Bar**

Print: 2026-3-19 11:54 PM

Rank	Bib	Year	Name	D	E-Total	Pen	Bonus	Total	Nation
1.	435	2001	Yumin ABBADINI	5.7	8.400		+0.1	<b>14.200</b>	ITA 
2.	476	2007	Danila LEYKIN	5.9	8.200		+0.1	<b>14.200</b>	USA 
3.	466	2004	Mert Efe KILICER	5.7	8.300			<b>14.000</b>	TUR 
4.	474	2006	Junnosuke IWAI	5.1	8.600		+0.1	<b>13.800</b>	USA 
5.	475	2004	Joshua KARNES	6.3	7.500			<b>13.800</b>	USA 
6.	442	2008	Nao OJIMA	5.2	8.550			<b>13.750</b>	JPN 
7.	462	1998	Noe Samuel SEIFERT	5.3	8.450			<b>13.750</b>	SUI 
8.	477	1996	Yul MOLDAUER	4.9	8.700		+0.1	<b>13.700</b>	USA 
9.	440	2007	Taiki KAKUTANI	5.1	8.600			<b>13.700</b>	JPN 
10.	439	2005	Riccardo VILLA	5.1	8.500			<b>13.600</b>	ITA 
11.	443	2007	Ryokei TAKAHASHI	5.3	8.550	-0.3		<b>13.550</b>	JPN 
12.	481	2004	Alisher BOYSAROV	5.1	8.400			<b>13.500</b>	UZB 
13.	463	2000	Dominic TAMSEL	4.7	8.550		+0.1	<b>13.350</b>	SUI 
14.	410	2002	Victor MARTINEZ	4.9	8.450			<b>13.350</b>	BEL 
15.	418	2002	Diogo SOARES	5.1	8.250			<b>13.350</b>	BRA 
16.	412	1999	Takumi ONOSHIMA	4.3	8.900		+0.1	<b>13.300</b>	BEL 
17.	441	2007	Sosuke NISHI	4.5	8.700		+0.1	<b>13.300</b>	JPN 
18.	424	2003	Alexander KUNZ	4.7	8.600			<b>13.300</b>	GER 
19.	427	2005	Timo EDER	5.2	7.950		+0.1	<b>13.250</b>	GER 
20.	446	2007	Roman KHEGAY	5.2	8.000			<b>13.200</b>	KAZ 
21.	444	1999	Ilyas AZIZOV	4.4	8.650		+0.1	<b>13.150</b>	KAZ 
22.	460	2006	Nico OBERHOLZER	4.7	8.450			<b>13.150</b>	SUI 
23.	473	2006	Sviatoslav SHVED	4.9	8.250			<b>13.150</b>	UKR 
24.	400	2002	Aiden FRICK	4.5	8.500		+0.1	<b>13.100</b>	AUS 
25.	472	2003	Mykyta MELNYKOV	5.2	7.900			<b>13.100</b>	UKR 
26.	414	2000	Vitaliy GUIMARAES	4.3	8.700			<b>13.000</b>	BRA 
27.	465	2005	Volkan Arda HAMARAT	4.6	8.400			<b>13.000</b>	TUR 



## Team Challenge MAG

**Result**

**Horizontal Bar**

Print: 2026-3-19 11:54 PM

Rank	Bib	Year	Name	D	E-Total	Pen	Bonus	Total	Nation
28.	411	2007	Florient OLMANST	5.0	8.000			13.000	BEL 
29.	413	2002	Senne Spyckerelle	4.2	8.750			12.950	BEL 
30.	420	2000	Addyson CHELADYN	4.5	8.400			12.900	CAN 
31.	438	2002	Niccolo' VANNUCCHI	4.9	8.000			12.900	ITA 
32.	407	2003	Paul SCHMOELZER	4.2	8.550			12.750	AUT 
33.	436	2006	Tommaso BRUGNAMI	4.5	8.250			12.750	ITA 
34.	405	2006	Vincent LINDPOINTNER	4.2	8.450			12.650	AUT 
35.	449	2001	Diyas TOISHYBEK	5.3	7.200		+0.1	12.600	KAZ 
36.	455	2005	Logan CURTIS	4.1	8.450			12.550	NZL 
36.	401	2003	James HARDY	4.1	8.450			12.550	AUS 
38.	404	2006	Mateo FRAISL	4.3	8.150		+0.1	12.550	AUT 
39.	417	2007	Pedro SILVESTRE	4.3	8.200			12.500	BRA 
40.	464	2003	Hasan BULUT	4.4	8.100			12.500	TUR 
41.	482	1999	Khabibullo ERGASHEV	4.3	8.050			12.350	UZB 
42.	422	2000	Chris KAJI	4.6	7.750			12.350	CAN 
43.	415	2003	Diogo PAES	4.8	7.500			12.300	BRA 
44.	471	1997	Vladyslav HRYKO	5.1	7.050			12.150	UKR 
45.	433	2005	Istvan MENTOVAI	4.0	8.000		+0.1	12.100	HUN 
46.	450	2003	Jose Angel DIAZ OROPEZA	4.0	8.000			12.000	MEX 
47.	429	2001	Milan HOSSEINI	4.1	7.850			11.950	GER 
48.	403	1997	Clay MASON STEPHENS	4.7	7.150			11.850	AUS 
49.	479	2007	Sarvar ABULFAIZOV	4.5	7.300			11.800	UZB 
50.	426	1997	Nils DUNKEL	4.4	7.250			11.650	GER 
51.	453	1999	Isaac NUØEZ FARFAN	4.3	7.250			11.550	MEX 
52.	402	2007	Ritam MALIK	3.7	7.800			11.500	AUS 
53.	461	2005	Mirco RIVA	4.5	7.000			11.500	SUI 
54.	454	2004	Cristian RAMIREZ ROJAS	4.6	6.850			11.450	MEX 















## Team Challenge MAG

**Result**

**Horizontal Bar**

Print: 2026-3-19 11:54 PM














Rank	Bib	Year	Name	D	E-Total	Pen	Bonus	Total	Nation
55.	458	2005	Joshua TEITELBAUM	2.6	8.700			<b>11.300</b>	NZL 
56.	408	2006	Alfred SCHWAIGER	4.8	6.500			<b>11.300</b>	AUT 
57.	431	2007	Dominik Csaba KIS	3.0	8.000			<b>11.000</b>	HUN 
58.	447	2004	Roman MAMENOV	4.0	6.800			<b>10.800</b>	KAZ 
59.	452	1997	Diego NEUMAIER ORTIZ	3.2	7.450			<b>10.650</b>	MEX 
60.	456	2026	William DAVIES	3.1	7.400			<b>10.500</b>	NZL 
61.	430	2007	Daniel Tamas BOGYO	3.6	6.850			<b>10.450</b>	HUN 
62.	483	2003	Ravshan KAMILJANOV	4.2	6.200			<b>10.400</b>	UZB 
63.	457	2003	Daniel STODDART	3.4	6.350		+0.1	<b>9.850</b>	NZL 
	467	2003	Kerem SENER					<b>DNF</b>	TUR 
	423	2005	Xavier OLASZ					<b>DNF</b>	CAN 
	421	2002	Ioannis CHRONOPOULOS					<b>DNF</b>	CAN 



## Teams JMAG

### Result

Print: 2026-3-20 03:18 PM









Rank	Team	Nation	FX	PH	SR	VT	PB	HB	Total
1.	PR of China	CHN 	41.100	38.500	38.800	41.450	39.450	39.250	<b>238.550</b>
2.	United States	USA 	41.000	37.350	36.550	41.250	39.000	38.250	<b>233.400</b>
3.	Belgium	BEL 	38.350	36.600	36.600	39.550	36.600	37.300	<b>225.000</b>
4.	Mexico	MEX 	35.850	35.950	36.300	40.550	37.900	36.450	<b>223.000</b>
5.	Germany	GER 	35.900	37.050	35.300	40.250	36.400	36.700	<b>221.600</b>
6.	Ukraine	UKR 	38.550	35.700	35.250	40.600	36.000	32.600	<b>218.700</b>
7.	Türkiye	TUR 	38.050	34.750	34.400	38.550	36.650	36.000	<b>218.400</b>
8.	Hungary	HUN 	33.900	35.600	34.900	37.400	37.800	37.600	<b>217.200</b>
9.	Australia	AUS 	35.850	33.700	33.900	40.100	35.850	35.600	<b>215.000</b>
10.	Austria	AUT 	35.400	33.750	34.700	37.800	35.500	37.000	<b>214.150</b>
11.	Kazakhstan	KAZ 	34.500	35.800	34.000	37.800	34.450	36.150	<b>212.700</b>
12.	India	IND 	33.800	36.550	32.250	39.100	32.450	35.150	<b>209.300</b>
13.	Azerbajdzhan	AZE 	34.350	34.500	33.000	36.650	33.100	33.900	<b>205.500</b>



## Teams WAG

### Result

Print: 2026-3-20 09:40 PM

Rank	Team	Nation	VT	UB	BB	FX	Total
1.	Canada	CAN 	40.132	38.598	38.132	40.065	<b>156.927</b>
2.	France	FRA 	39.066	38.799	35.966	38.432	<b>152.263</b>
3.	Australia	AUS 	38.833	37.866	34.999	37.166	<b>148.864</b>
4.	Netherlands	NED 	36.466	35.465	35.133	37.266	<b>144.330</b>
5.	Belgium	BEL 	35.032	36.232	35.366	37.299	<b>143.929</b>
6.	Germany	GER 	37.532	35.966	34.165	35.266	<b>142.929</b>
7.	Poland	POL 	34.999	33.466	27.632	33.199	<b>129.296</b>
8.	New Zealand	NZL 	25.133	23.999	32.732	33.865	<b>115.729</b>